

SCHMIDT® ServoPress / TorquePress

Operating profiles and applications

SCHMIDT® ServoPresses / TorquePress allow a simple setup of the operating profiles. Different standard operating profiles are provided for a quick set-up. According to experience, these standard operating profiles and the combinations of them cover most applications.

TDC = top dead center of the process¹⁾

PS = Pressing start, start of the process data recording¹⁾

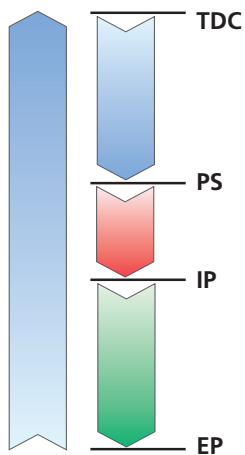
PP = Probing position (depending on the component geometry)

IP = Intermediate position¹⁾ (is required for monitoring purposes)

EP = End position¹⁾

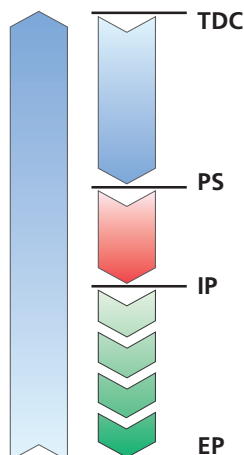
¹⁾adjustable

Target is "Stroke"



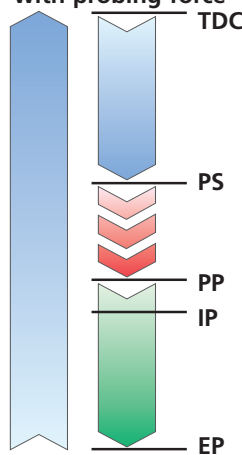
Normal operating profile, is typically combined with bending compensation.

Target is "Force"



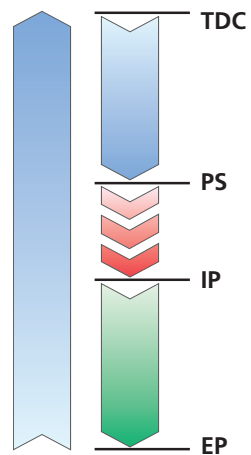
For processes in which the force reached is a measure for the process quality e.g. material compression.

Target is "delta stroke" with probing force

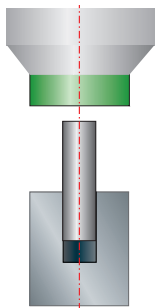


For processes in which component tolerances must be detected. The press detects the surface and presses to a programmed distance from.

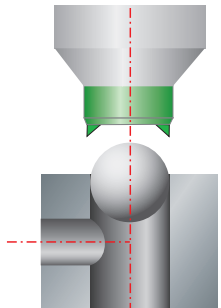
Target is "Force increase"



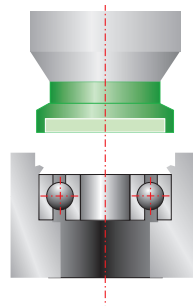
The return stroke is triggered by detecting a customer-defined force slope.



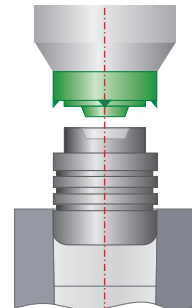
Pressing until reaching a specified position leads to precise results in connection with bending compensation.



Plugging blind bores – a sphere is pressed in and crimped. Force output correlates to material displacement to determine density and retain force independent of stroke.



Pressing to a predetermined force which identifies a target feature with which the final pressing distance is measured and pressed.



Pressing of "Beta" plugs or „König“ expanders. Sealing and retaining function depend on a force increase that is the return stroke criterion for the press.

